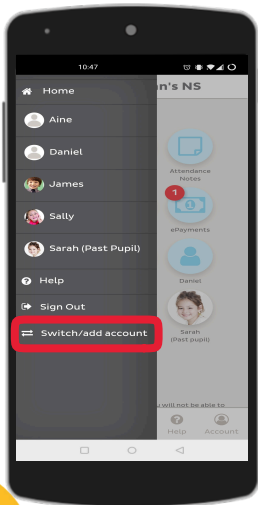




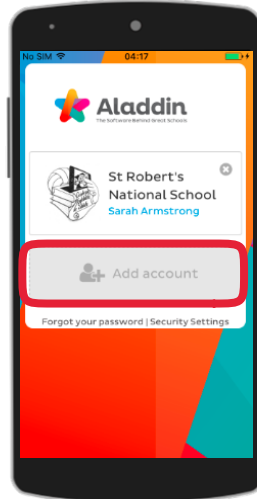
Adding an additional account on Connect.

Add another Parent account to existing Parent account

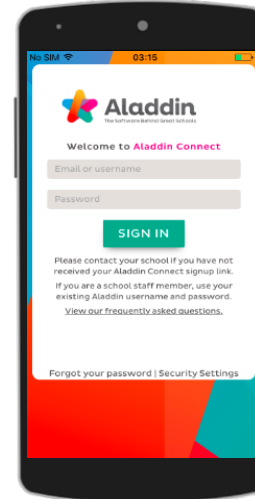
If logged in press Menu and select "Switch/add account"




On the login screen select "add account"



Enter the email and password for your other account



Select an account by tapping on it to sign in



Note* email address and passwords can be the same or different. Adding account procedure is the same. You will need to have registered for each Connect account via an access code from the school prior to adding an account.

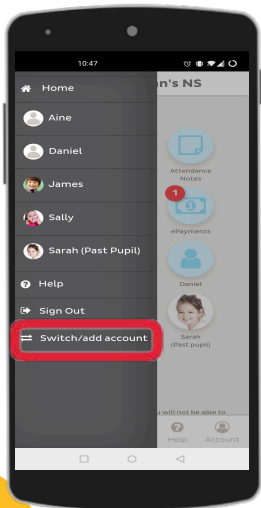
Once additional accounts have been added continue to use the "switch/add account" option in the menu to switch between accounts.



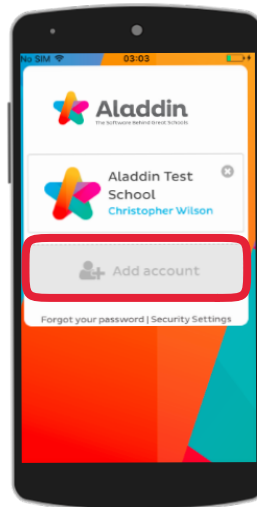
Adding an additional account on Connect.

Adding Parent to Staff account/Staff to Parent account

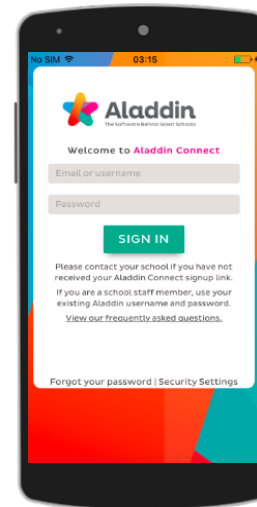
If logged in press Menu and select "Switch/add account"



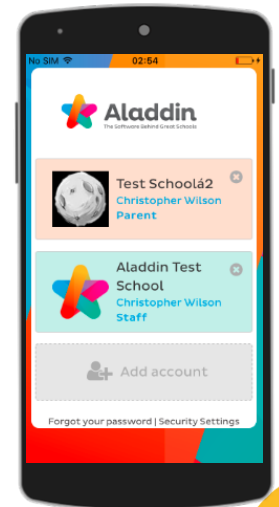
On the login screen select "add account"



Enter the email and password for your other account



Select an account by tapping on it to sign in



Note* email address and passwords can be the same or different. Adding account procedure is the same. Adding **Parent** accounts you will need to have registered via an access code from the school prior to adding an account. Adding **Staff** accounts you can simply log in with your usual username/email and password.

The parent account will be highlighted in **orange**, and the staff account in **green**. Tap the account you wish to login. Continue to use "switch/add account" from menu to swap accounts.